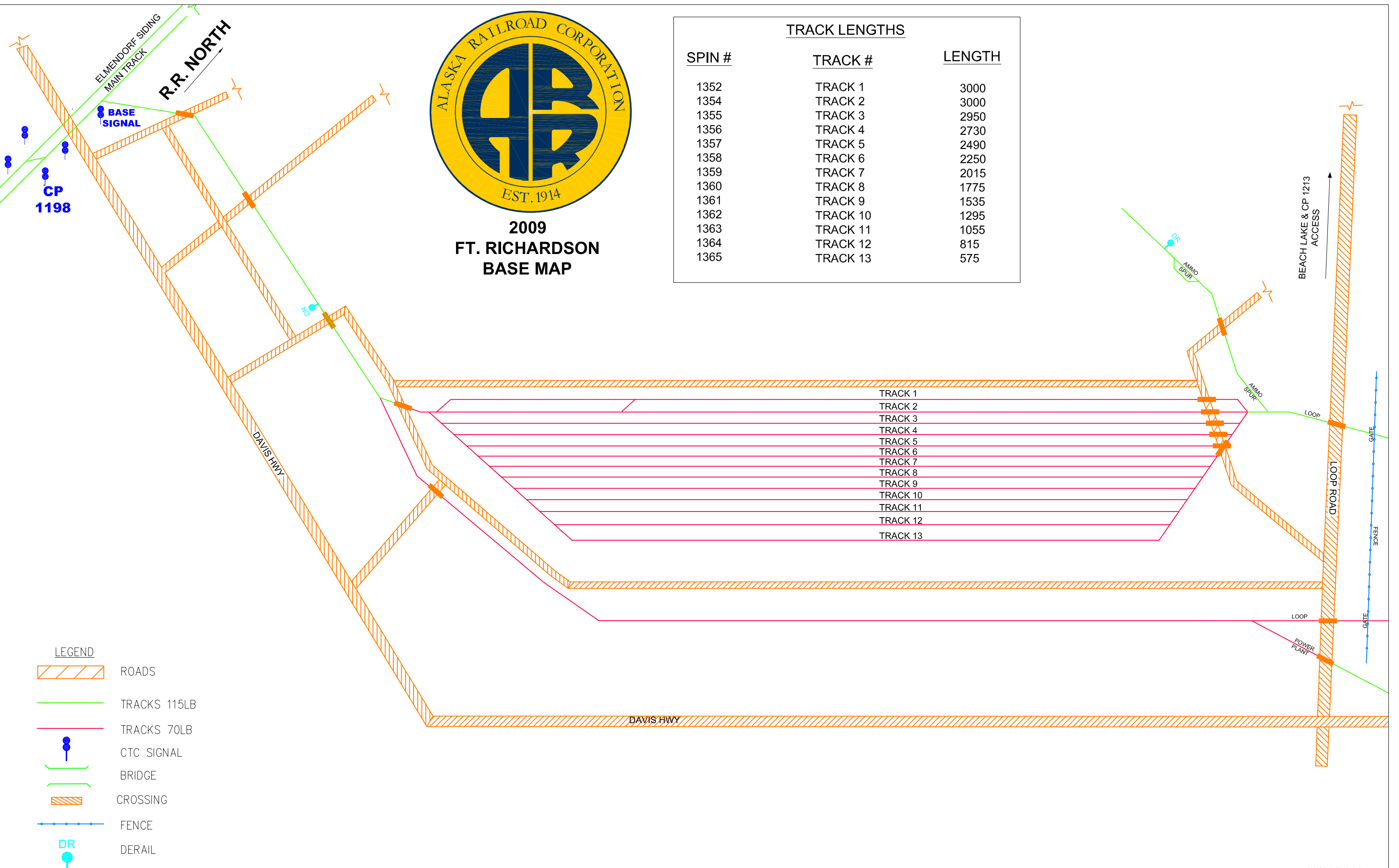












**2009
FT. RICHARDSON
BASE MAP**

TRACK LENGTHS

SPIN #	TRACK #	LENGTH
1352	TRACK 1	3000
1354	TRACK 2	3000
1355	TRACK 3	2950
1356	TRACK 4	2730
1357	TRACK 5	2490
1358	TRACK 6	2250
1359	TRACK 7	2015
1360	TRACK 8	1775
1361	TRACK 9	1535
1362	TRACK 10	1295
1363	TRACK 11	1055
1364	TRACK 12	815
1365	TRACK 13	575



LEGEND

-  ROADS
-  TRACKS 115LB
-  TRACKS 70LB
-  CTC SIGNAL
-  BRIDGE
-  CROSSING
-  FENCE
-  DERAIL