



# 16, 20, 25 CU. YD. AUTOMATIC DUMP CARS




Cubical Capacity .....	16	20	12
Quantity Available .....	1	4	25
Description .....	Class 16, Type C Serial #1027 Case Crane & K & J Company	Case Crane & K & J Company 1920	Case Crane & K & J Company 1922-1923
Builder .....	Case Crane & K & J Company	Case Crane & K & J Company	Case Crane & K & J Company
Built .....	60000#	80000#	80000#
Rated Capacity .....	432 cu. ft.	540 cu. ft.	675 cu. ft.
Cubical Contents Level Full .....	56 1/2"	56 1/2"	56 1/2"
Gauge of Track, Standard .....	23'6"	24'9"	26'
Length of Body, Inside .....	8'11"	9'4 1/2"	9'5 1/2"
Width of Body, Inside .....	1'11"	2'4"	2'8"
Depth of Body, Inside .....	10'7"	10'8 1/2"	10'9 1/2"
Width of Car, Overall .....	7'6 3/4"	8'7"	9'
Height, Overall .....	34 1/2"	34 1/2"	34 1/2"
Height, Top of Rails to Center of Couplers .....	Approx. 44700#	51900#	59000#
Weight of Car .....	45 degrees	45 degrees	45 degrees
Angle of Dump .....	Arch Bar	AB	Vulcan U
Type of Trucks .....	4 1/4 x 8		
Wheels .....	33" Cast Iron	33" Cast Iron	33" Cast Iron
Bolsters .....	Built-up Type	Cast Steel—Box	Cast Steel—Box
Couplers .....	Major 5x5	5x7x6 1/2 D	5x7x6 1/2 D
Floors .....	Bottom Operating	Under Lift	Under Lift
Center Sill .....	4" Wood with 1/4" Steel Cover Plate	1/2" Plate over 4" Oak	1/2" Plate over 4" Oak
Draft Gear .....	2, 15" Channels with top and bottom cover plates	1/4" on Bottom	1/4" on Bottom
Overall Length .....		26" Fish Belly	26" Fish Belly
Face to Face Coupler .....		Farlow Twin Sprg.	Farlow Twin Sprg.
Brakes .....		32'10"	32'10"
		KD 10x12	KD 10x12

Also See Page 12 For Additional Dump Cars



# 27 CU. YD. WESTERN AUTOMATIC DUMP CARS




	27 8 4 Western	27 5 2 Western	27 10 2 1 Western	25 6 4 Magor (Illus. upon request)
Cubical Capacity .....	27	27	27	25
Quantity Available .....	8 4	5 2	10 2 1	6 4
Builder .....	Western	Western	Western	Magor
Built .....	1923 1924	1924	1926	1924
Rated Capacity .....	80000#	80000# 100,000 #	100000#	100000#
Cubical Contents Level Full.....	729 cu. ft.	729 cu. ft.	729 cu. ft.	675 cu. ft.
Gauge of Track, Standard.....	56 1/2"	56 1/2"	56 1/2"	56 1/2"
Length of Body, Inside.....	26'	26'	25'8"	25'4"
Width of Body, Inside.....	9'8 1/2"	9'7"	9'8 1/2"	9'4 1/2"
Depth of Body, Inside.....	2'11"	3'1"	3'2 1/2"	3'1"
Width of Car, Overall.....	11'0 1/2"	10'11"	11'0 1/2"	10'8 1/2"
Height, Overall .....	9'2"	9'4"	9'6"	9'4"
Height, Top of Rails to Center of Couplers.....	34 1/2"	34 1/2"	34 1/2"	34 1/2"
Weight of Car.....	59400#	59000#	63100#	59000#
Angle of Dump.....	45 degrees	45 degrees	45 degrees	45 degrees
Type of Trucks.....	Vulcan U	Vulcan U	Vulcan U	Vulcan U
Wheels .....	33" Cast Iron	33" Cast Iron	33" Cast Iron	33" Cast Iron
Bolsters .....	Cast Steel—Box	Cast Steel—Box	Cast Steel—Box	Cast Steel—Box
Couplers .....	5x7x6 1/2 Sharon	5x7x6 1/2 Sharon	5x7x6 1/2 Sharon	5x7x6 1/2 Sharon
Floors .....	1/2" Plate over 4" Oak	1/2" Plate over 4" Oak	1/2" Plate over 4" Oak	1/2" Plate over 4" Oak
Center Sill .....	1/4" on Bottom 2, 15" I Beams Top Cover Plate Farlow Twin Sprg.	1/4" on Bottom 2, 15" I Beams Top Cover Plate Farlow Twin Sprg.	1/4" on Bottom 15" Box Girder Farlow Twin Sprg.	1/4" on Bottom 15" Box Girder Farlow Twin Sprg.
Draft Gear .....	Farlow Twin Sprg.	Farlow Twin Sprg.	Farlow Twin Sprg.	Farlow Twin Sprg.
Overall Length Face to Face Coupler.....	31'10"	31'10"	31'10"	32'
Brakes .....	KD 10x12	KD 10x12	KD 10x12	KD 10x12

We also have other dump cars to offer, so if you do not see what you want listed, write us and we will be pleased to quote on your inquiries.

☞ Also Page 11 For Additional Dump Cars ☞





FEB 24 1944

**IRON & STEEL PRODUCTS, Inc.** General Manager ADDRESS "IRONSTEEL"

BUYERS  
SELLERS  
TRADERS

(38 Years' Experience)

**"ANYTHING containing IRON or STEEL"**

CHICAGO 33 (Hegewisch Station), ILLINOIS

Feb. 19, 1944  
A-2-26

The Alaska Railroad  
Mr. J. R. Umel, Purchasing Agent  
510 Virginia Street  
Seattle, Washington

AIR MAIL

**SUBJECT: Invitation No. 011267 dated  
February 7, 1944;  
Inquiry for Dump Cars**

Gentlemen:

We are pleased to enclose herewith, in duplicate, our quotations for dump cars.

We exchanged telegrams with Colonel Ohlson on this equipment and ICC Inspector Mr. R. Dodge has seen the cars we are offering; in fact, he inspected seven 27 cubic yard Western dumps and four 25 cubic yard Magor dumps. We are giving you below a tabulation of the car numbers Mr. Dodge inspected including the dates built and the truck capacities:

OUR LINE

- FREIGHT CAR REPAIR PARTS
- FREIGHT CARS
- INDUSTRIAL and DUMP CARS
- PASSENGER CARS
- LOCOMOTIVES and TENDERS
- LOCOMOTIVE and CATERPILLAR CRANES and WORK EQUIPMENT
- BUSES: RAILWAY, CITY and INTERURBAN
- CARS: STREET and INTERURBAN
- TANKS: Storage
- RAILS and ACCESSORIES
- MERCHANT IRON and STEEL
- BUNDLING WIRE
- SHEET PILING
- SURPLUS and OBSOLETE STOCKS
- ABANDONED PLANTS and RAILWAYS
- MACHINERY and EQUIPMENT
- STEEL BUILDINGS
- CRANES: Overhead and Gantry
- BRIDGES
- TURNTABLES
- BOILERS
- TURBINES
- GENERATORS
- DIESEL ENGINES
- MOTORS
- SHIPS; ALL TYPES
- AIRCRAFT
- SCRAP IRON and STEEL Including STEEL ALLOYS
- APPRAISERS
- LIQUIDATORS
- PLANT SITES

	1924	1924	1926	1924
	27-yd. Western 40-ton trucks	27-yd. Western 50-ton trucks	27-yd. West. 50-ton tr.	25-yd. Magor 50-ton trucks
CRANES: Overhead and Gantry	404	407	423	504
BRIDGES	408	414		505
TURNTABLES	411			507
BOILERS	415			508

We are also enclosing two of our Rolling Stock Bulletins No. 943 and on Page 12 you will find these cars described in general.

Yours for Victory,

*A. G. Bladholm*

PRESIDENT

AGB/elt  
Letter in duplicate  
Enc-Bulletins in duplicate  
Invatation in duplicate

CC-Colonel O. F. Ohlson, General Manager  
The Alaska Railroad  
Anchorage, Alaska